


Classroom Scanners – Comparison of the Privacy Levels

Below you will find an explanation of how the system works together with images of the different privacy levels. To produce these images, we had a demo made showing the differences between the four levels.

Privacy level 0

This privacy level is the default factory setting. People are visible here, viewed from above. In this demo this is one person. In practice, dozens or hundreds of people often pass within a few minutes.


Privacy level 0 is only used to set up and calibrate the scanner. This is necessary to determine the angle of the scanner and to rule out any environmental factors that could influence the count, such as the opening direction of a door or the arrangement of furniture. After they have been calibrated the scanners are immediately fitted with a privacy filter.



Privacy level 1

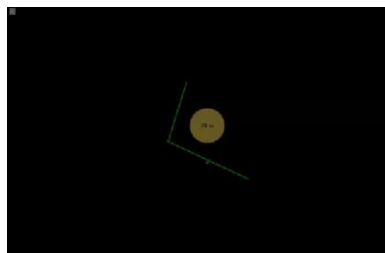
Technically speaking, a Classroom Scanner scans the environment for movement, taking a picture of an object for 0.2 seconds (200 milliseconds). This is then converted into a 'circle' (what we have also called a silhouette), as can be seen in the picture here. Images used to calculate how many people are present are deleted immediately after these 0.2 seconds.

At privacy level 1 the environment, such as the floor and furniture, is still visible. As only the floor and other environmental factors are visible but people are not identifiable in the image, we believe that people's privacy is extremely well protected, and therefore chose this level to begin with. In addition, this was for a practical reason: it was easier for us to trace the cause of incorrect counts. This is why we did not immediately choose privacy level 3.




Privacy level 2

At privacy level 2 the floor and other environmental factors are filtered out. The walking route of the 'circle' can still be seen.



Privacy level 3

At privacy level 3 everything is filtered out. All that is visible is what is known as the 'counting line', which turns blue when someone passes over it.



Walking routes and numerical data about incoming and outgoing foot traffic are converted into statistics. We would like to emphasise that no one has gained unauthorised access to any scanner or other privacy information that can be traced back to the scanners.

